








Tower Bridge closure: Saturday 1 October 2016 to Friday 30 December 2016

Traffic Impact and diversion routes

-  Road Closed Saturday 1 October 2016 to Friday 30 December 2016
-  Central London Congestion Charge boundary
- Journeys made on the diversion routes and in the direction of travel shown will be Congestion Charge free.
- Deviating from the signed route during charging hours (Monday-Friday 07:00-18:00) may incur a significant penalty.
-  Northbound Diversion
-  Southbound Diversion
-  Northbound and Southbound Diversion
-  Roads will be busier than usual as a result of major road works all or most of the day
-  Roads will be busier than usual as a result of major road works during peak hours (06:00-10:00 and 16:00-19:00)
- Temporary restrictions and closures will be in place to assist journeys using the diversion routes, see tfl.gov.uk/tower-bridge-closure for more information

